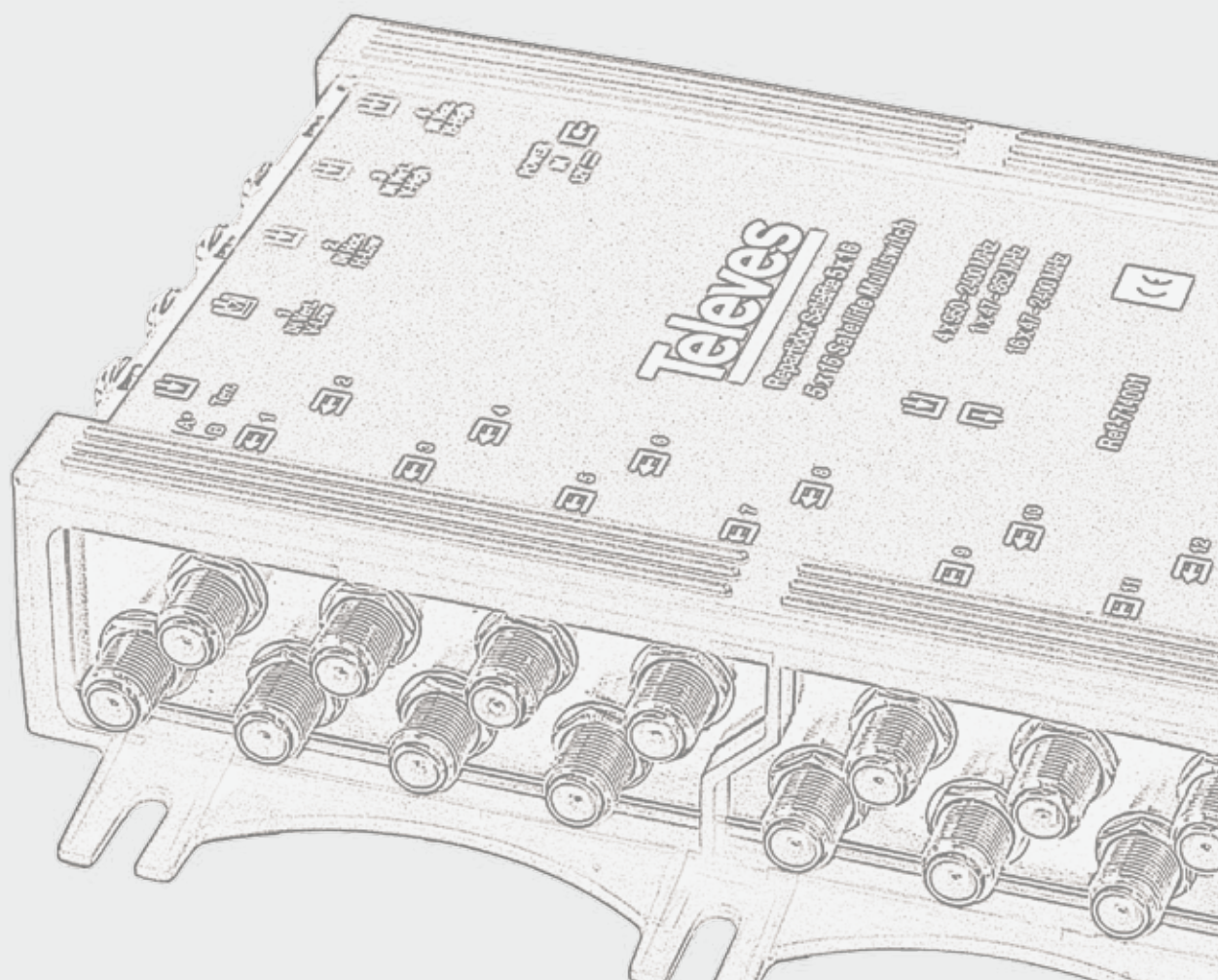


MULTISWITCHES



EASYSWITCH SERIES

Multiswitching system **easyswitch**[®]



QR-A00202

Customized system of multiswitches where with a single reference, installations with different number of floors and users can be done.

The tap-loss values are assigned through DIP (Dual In-line Package) switches.

- ▶ One unique customizable reference of multiswitch.
- ▶ **EasyF** chassis with a new flange for better shielding and easier handling.
- ▶ **Flexible power supply:** by receptor or external power supply unit.
- ▶ Mixed MATV.
- ▶ 4 polarity switching capacity and 4 user outlets per multiswitch.
- ▶ SAT + MATV amplifier with **automatic level adjustment**.
- ▶ **Compatible with other ranges of multiswitches** as it has current through on all SAT inputs.
- ▶ **Standalone or star installation.**
- ▶ **Up to 10 multiswitches in cascade.**
- ▶ Compatible with operators and data networks as it has a passive **return path 5 - 65 MHz.**
- ▶ **ECO mode for energy saving:** an automatic system that disables the LNB Power supply if no users detected.



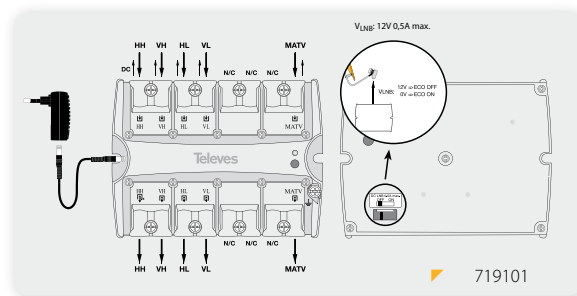
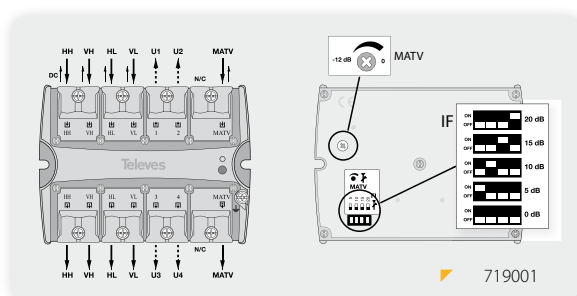
▲ 719001

easyswitch[®]
Series



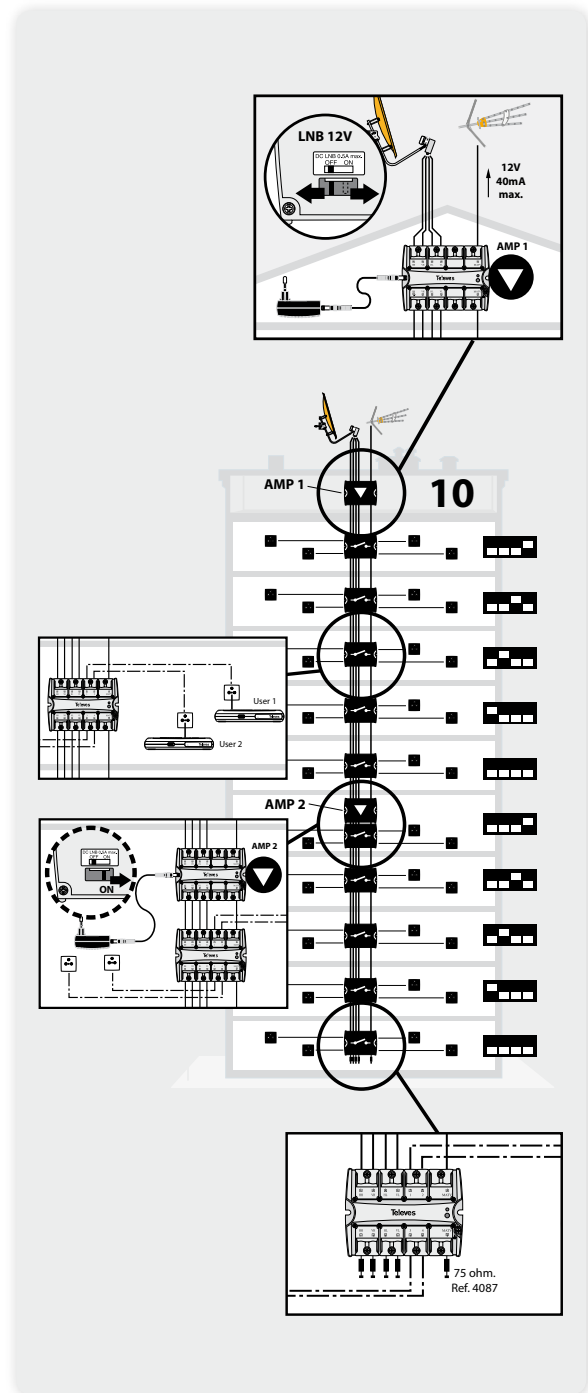
▲ 719101

REF.	DESCRIPTION
719001	Multiswitch 5x5x4
719101	Amplifier MSW 5x5



EASYSWITCH SERIES

References		719001	719101
IF			
Frequency range	MHz	950...2150	
Gain		1	20...28
Automatic regulation range	dB	-	20
Return loss		10	
Switching Voltage	Vdc	12/18	-
Switching range	KHz	0/22	-
Maximum output voltage (EN50083)	dBμV	105	112
Through loss		1,5	
Tap loss	dB	0, 5, 15, 20	
DIP selection			
Output rejection		30	40
MATV			
Frequency range	MHz	5...862	8...862
Gain		-	10...14
Automatic regulation range	dB	-	20
Return loss		10	
Maximum output voltage (DIN45004B)	dBμV	-	112
Maximum output voltage (EN50083)		-	92
Noise figure		6	
Tap loss		25	-
Tap regulation	dB	12	-
Through loss		1,5	
Tap rejection		20	-
Return path			
Frequency range	MHz	-	5...65
Loss	dB	-	2
Power supply			
Power supply	V	12...18 (STB)	12 (Jack)
Consumption per user	mA	60	-
Maximal consumption	W	-	9,6
Consumption in ECO mode		-	0,8
LNB maximum voltage		300	500
MATV through voltage (12 Vdc)	mA	40 (STB)	40
General			
Input (HH, HL, VH, VL, MATV)		5	
Output (HH, HL, VH, VL, MATV)	n°	4	
User outputs		4	-
Weight	gr	200	
Dimensions (wid x hei x dep)	mm	95 x 70 x 30	
Protection index		IP20	



MULTIMAT® UNIVERSAL SYSTEM

MULTIMAT® switching system



QR-A00077

System based on a multiswitch that can expand **horizontally** to distribute up to **4 satellites** and **vertically** to serve the **required number of users**. Valid to be used as a standalone or Cascadable.

REF.	DESCRIPTION
7101	Multiswitch 4x4x4 + 4 inputs. Expandable 115x115x33mm
7108	Passive combiner MATV/ IF 9dB 115x70x33mm
7102	Passive combiner MATV/ IF 13dB 115x70x33mm
7109	Passive combiner MATV/ IF 17dB 115x70x33mm
7110	Passive combiner MATV/ IF 21dB 115x70x33mm
7103	PSU 30W 13/18V, 0.3/1.2A 105x105x33mm
7104	IF Amplifier, G 3.5...9.5 V _s 105dBμV 97x70x33mm
7105	4 F loads bloc, 75Ω with DC Block
7107	F, 75Ω with DC block
7106	4 adaptor bloc F female - F female



▲ 7101



▲ 7108 / 7102 / 7109 / 7110

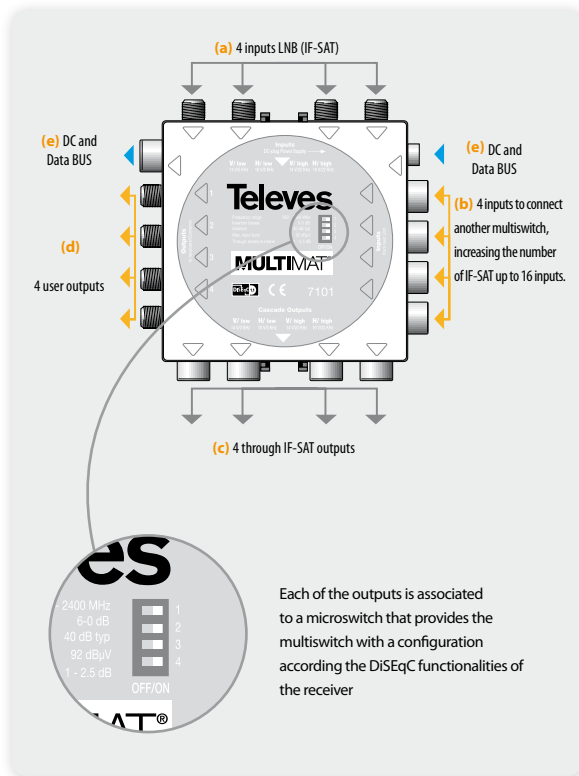


▲ 7104



▲ 7103

MULTIMAT® UNIVERSAL SYSTEM



Reference	7108	7102	7109	7110
Nº of passive VHF/UHF inputs	1	1	1	1
Nº of outputs to	receiver	4	4	4
	cascade	1	1	1
	expansion	4	4	4
Frequency range	MHz 5...860			
Through loss	MATV <3			
Rejection	SAT - TV >30			
	TV - SAT >35			
Loss at the receiver	MATV 9 13 17 21			
	IF - SAT - <2			
Dimensions (wid x hei x dep)	mm 115x70x33			

Reference	7103
Voltage	V _{ac} 180...264
Output voltage	V _{dc} 18 ± 5%
	13 ± 5%
Output current	1200 (18 V _{dc})
	300 (13 V _{dc})
Maximum consumption	30 W
	2 (18 V _{dc})
Shielding standard EMI/EMC	1 (13 V _{dc})
Safety Standard	EN 55022 (B)
Safety Standard	EN 60950
Dimensions (wid x hei x dep)	mm 105x105x35

Reference	7101	
Nº of inputs (IF-SAT)	4	
Nº outputs to...	receivers	4
	cascade	4
	expansion	4
Frequency range	MHz 950...2200	
Insertion loss to...	receiver	<6
	cascade	<2
	expansion	<1
Isolation	between inputs	40
	low-high band	40
Return loss at input	8	
Input level (máx.)	dBµV 92	
Output level/receiver (máx.)	89	
DC consumption / receiver (máx.)	mA 65	
DC current through (máx.)	1200	
Switching voltage V/H	V _{dc} 15,5	
Pitch of high band selection	KHz 22	
Input selection for expansion	DiSEqC 2,1	
Max. number of units for expansion	nº 4	
Max number of inputs	nº 16	
LNB power supply mode	external	
Power supply voltage	Vdc/mA 18/1200	
	13/300	
Dimensions (wid x hei x dep)	mm 115x115x33	

Reference	7104	
Nº of IF-SAT Inputs/Outputs	4 / 4	
Frequency range	MHz 950...2200	
Gain	950 MHz	3.5 ± 0,5
	2000 MHz	8.5 ± 0,5
	2400 MHz	9.5 ± 0,5
Rejection between Cascade-ble lines	dB > 45	
Return loss	Inputs	>10
	outputs	>10
Input level (max.)	dBµV 95	
Output level (max.)	105	
consumption (max)	mA 4 × 25	
current through (max.)	1200	
Dimensions (wid x hei x dep)	mm 97x70x33	



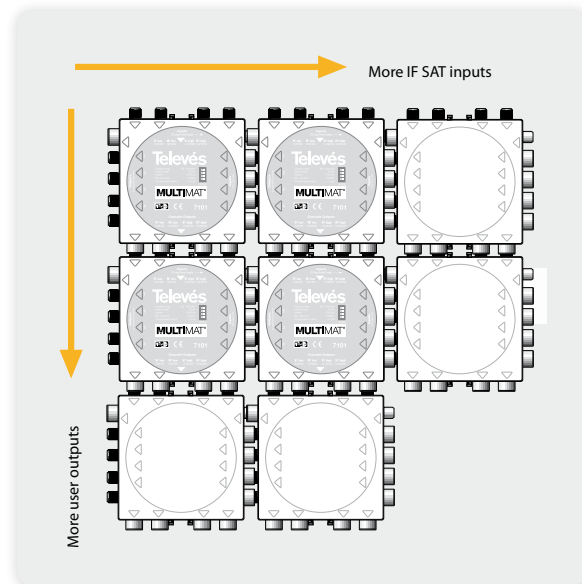
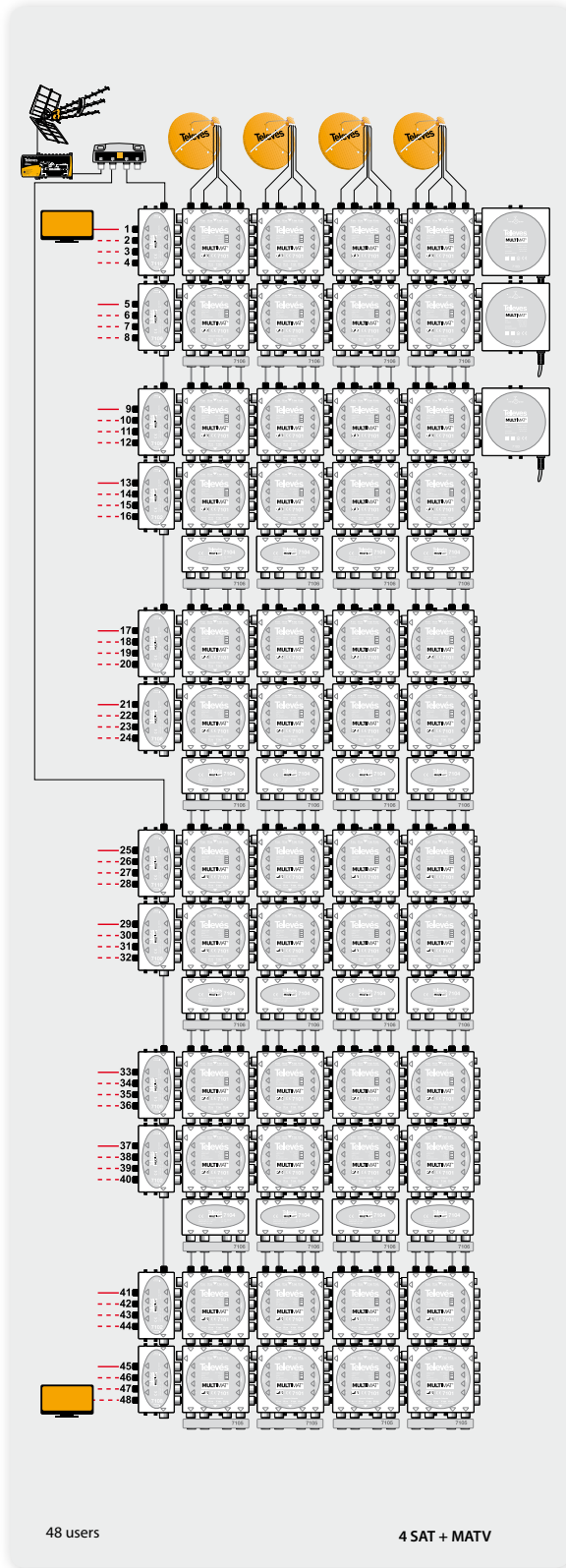
▲ 7106



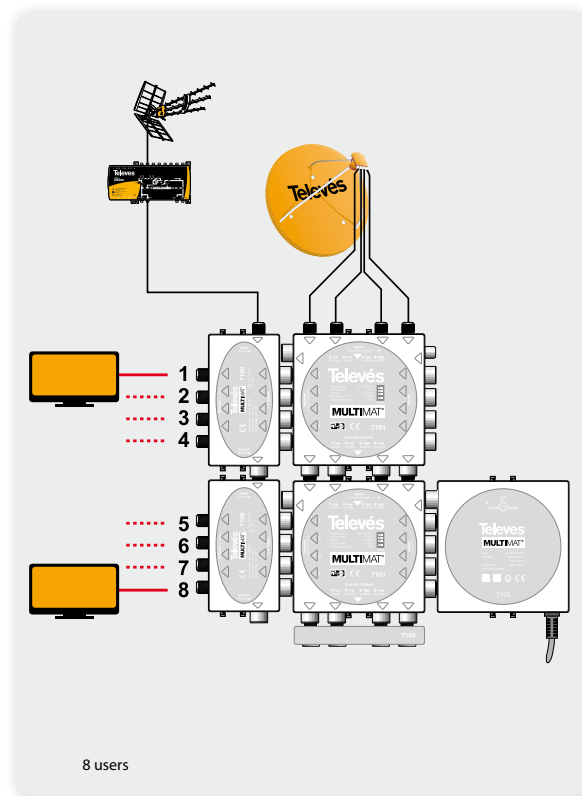
▲ 7107

MULTIMAT® UNIVERSAL SYSTEM

4 satellites + MATV



Star distribution + MATV



MULTICONNECT SERIES: STANDALONE MULTISWITCHES

5 inputs MultiConnect (1 SATELLITE + TERRESTRIAL)



QR-A00259

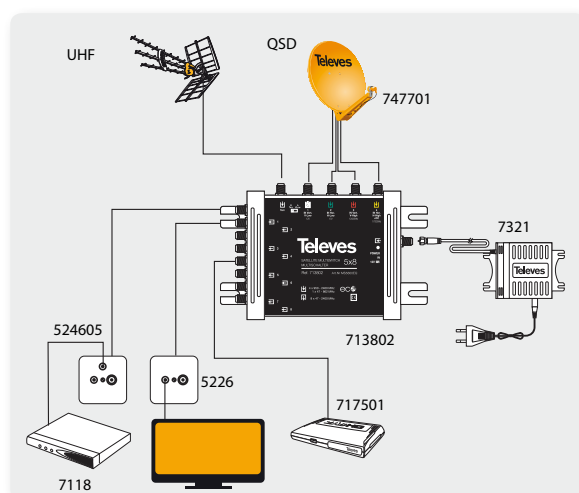
It has 4 SAT/IF inputs (VH, VL, HH, HL) and one terrestrial input. The number of outputs depends on the reference (up to 32 users).



▲ 713802

REF.	DESCRIPTION
713602	5x4 terminal
713702	5x6 terminal
713802	5x8 terminal
713902	5x12 terminal
714002	5x16 terminal
717002	5x24 terminal
716902	5x32 terminal
713102	Amplifier 5x5 MATV/IF G 23/30dB V ₀ 125dBμV

Reference		713102	
Frequency range	MHz	TERR	SAT
		47...862	950...2400
Gain	nominal	23	30
	regulation	13	13
Input level		100	94
Max. output level	dBμV	125	125
Power supply	Vdc	12	
Max. consumption	mA	300	
Protection index	IP	20	
Dimensions (Wid x Hei x Dep)	mm	161x108x42	



Reference		713602	713702	713802	713902	714002	717002	716902
No. of outputs		4	6	8	12	16	24	32
Frequency range	SAT	950-2400						
	TERR	47-862						
Input level máx.	SAT ⁽¹⁾	95						
	TERR ⁽²⁾	90						
Tap losses	SAT	3	3	2	~0...15	~0...15	~2...13	~1...14
	TERR	3	3	2	~1...17	~1...17	~4...18	~4...19
Regulation								10
Isolation between...	inputs	>20						
	outputs	>20						
Current through LNB	V/KHz	12/-; 17/-; 12/22; 17/22						
	mA	400						
Power supply	Vdc	12						
Max. consumption	Power supply	90						120
	Terrestrial	40						40
	Receiver	90						120
Protection index	IP	20						
Dimensions (Wid x Hei x Dep)	mm	161x110x42		161x196x42		161x291x42		161x380x42

⁽¹⁾ EN50083-3 IM35dBc; ⁽²⁾ DIN 45004-B

MULTICONNECT SERIES: STANDALONE MULTISWITCHES

5 inputs MultiConnect (1 SATELLITE + PASSIVE TERRESTRIAL)



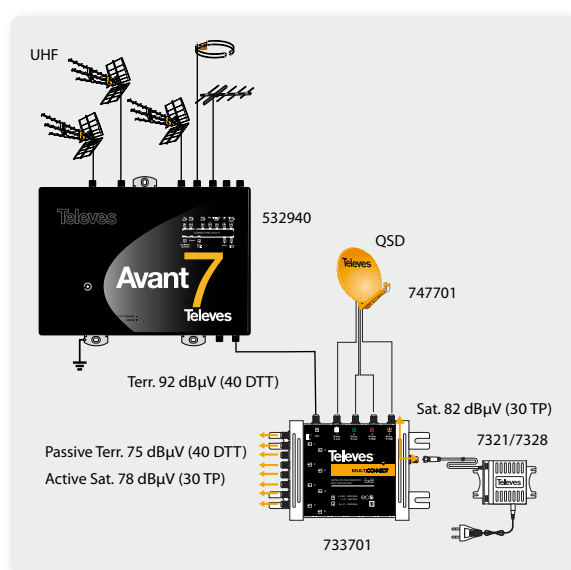
QR-A00260

It has 4 SAT/IF inputs (VH, VL, HH, HL) and one terrestrial input. The number of outputs depends on the reference (up to 32 users).

REF.	DESCRIPTION
733701	5x8 terminal, passive terrestrial
733801	5x12 terminal, passive terrestrial
733901	5x16 terminal, passive terrestrial



▲ 733701



Reference			733701	733801	733901
No. of outputs			8	12	16
Frequency range	SAT	MHz	950...2400		
	TERR		88...862		
Input level máx.	SAT ⁽¹⁾	dBµV	95		
	TERR ⁽²⁾		110		
Tap losses	SAT	dB	4	4	4
	TERR		16	19	19
Isolation between...	inputs		>20		
	outputs		>20		
Current through LNB			mA		
Power supply			Vdc		
Max. consumption	Power supply (@12V)		mA		
	Receiver (@18V)		mA		
Protection index			IP		
Dimensions (Wid x Hei x Dep)			mm		
			161x110x43	161x196x43	

⁽¹⁾ EN50083-3 IM35dBc; ⁽²⁾ DIN 45004-B

MULTICONNECT SERIES: STANDALONE MULTISWITCHES

9 inputs MultiConnect (2 SATELLITES + TERRESTRIAL)



QR-A00261

It has 8 SAT/IF inputs (VH, VL, HH, HL) and one terrestrial input. It supports the return path.

The number of outputs depends on the reference (up to 32 users). On each output you can choose the satellite required through a DiSEqC microswitch.

REF.	DESCRIPTION
743802	9x8 terminal
743002	9x12 terminal
743902	9x16 terminal
737902	9x24 terminal
738102	9x32 terminal
734402	Amplifier 9x9 Ret.P./MATV/SAT G 4/31/27dB Vo 105dBμV

Reference		734402			
Frequency range	MHz	RET P.	TER	SAT	
		5...65	90...862	950...2400	
Gain	nominal regulation	dB	1...4	23...31	17...27
			-	20	18
Input level máx.		dBμV		75 ⁽¹⁾	75 ⁽²⁾
Max. output level		dBμV		105 ⁽¹⁾	105 ⁽²⁾
Power supply		Vdc		12	
Max. consumption		mA		630	
Protection index		IP		20	
Dimensions (Wid x Hei x Dep)		mm		244x119x75	



▲ 738102



▲ 734402

Reference			743802	743002	743902	737902	738102
No. of outputs			8	12	16	24	32
Frequency range	SAT	MHz	950...2400				
	TERR		88...862				
	RET P.		5...65				
Input level máx.	SAT ⁽¹⁾	dBμV	102				
	TERR ⁽²⁾		104				
Tap losses	SAT	dB	4			7	
	TERR		10			14	
Tap Return TER			21			24	
Isolation between...	inputs		>20				
	outputs		>20				
Current through LNB			400 / input max.				
Power supply			All SAT input				
		Vdc	12				
Max. consumption	Power supply (@12V)		40			50	
	Terrestrial (@12V)		40			50	
	Receiver (@18V)		30			100	
Protection index		IP	20				
Dimensions (Wid x Hei x Dep)		mm	245x108x75	245x198x75	202x292x75	245x380x75	

⁽¹⁾ EN50083-3 IM35dBc; ⁽²⁾ DIN 45004-B

MULTICONNECT SERIES: STANDALONE MULTISWITCHES

MultiConnect de 13 inputs (3 SATELLITES + TERRESTRIAL)



QR-A00262

It has 21 SAT/IF inputs (VH, VL, HH, HL) and one terrestrial input. It supports the return path.

The number of outputs depends on the reference (up to 32 users). On each output you can choose the satellite required through a DiSEqC microswitch.

REF.	DESCRIPTION
735802	13x8 terminal
735402	13x12 terminal
736002	13x16 terminal
736102	13x24 terminal
736202	13x32 terminal
735002	Amplifier 13x13 Ret.P./MATV/SAT G 4/30/27dB V _o 105dBμV



▲ 736002

Reference		735002			
Frequency range	MHz	RET P.	TER	SAT	
		5...65	47...862	950...2400	
Gain	nominal	dB	1...4	21...30	18...27
	regulation		-	20	17
Input level máx.	dBμV	75 ⁽¹⁾		75 ⁽²⁾	
Max. output level		105 ⁽¹⁾		105 ⁽²⁾	
Power supply	Vdc	12			
Max. consumption	mA	1140			
Protection index	IP	20			
Dimensions (Wid x Hei x Dep)	mm	374x119x75			



▲ 735002

Reference		735802	735402	736002	736102	736202
No. of outputs		8	12	16	24	32
Frequency range	SAT	950...2400				
	TERR	88...862				
	RET P.	5...65				
Input level máx.	SAT ⁽¹⁾	102				
	TERR ⁽²⁾	104				
Tap losses	SAT	5	6	6	9	8
	TERR	7	11	11	16	14
Tap Return TER		18	24	24	22	26
Isolation between...	inputs	>20				
	outputs	>20				
Current through LNB		400 / input max.				
Power supply		All SAT input				
Max. consumption	Power supply (@12V)	100	160			100
	Terrestrial (@12V)	100	160			100
	Receiver (@18V)	30	30			30
Protection index	IP	20				
Dimensions (Wid x Hei x Dep)	mm	375x296x75		376x198x75	375x292x75	375x380x75

⁽¹⁾ EN50083-3 IM35dB_C; ⁽²⁾ DIN 45004-B

MULTICONNECT SERIES: STANDALONE MULTISWITCHES

MultiConnect de 17 inputs (4 SATELLITES + TERRESTRIAL)



QR-A00263

It has 16 SAT/IF inputs (VH, VL, HH, HL) and one terrestrial input. It supports the return path.

The number of outputs depends on the reference (up to 32 users). On each output you can choose the satellite required through a DiSEqC microswitch.



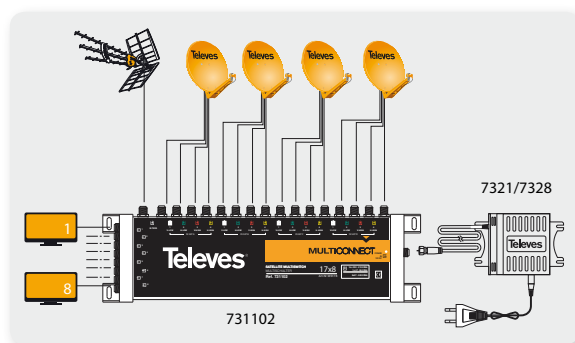
▲ 731102



▲ 731802

REF.	DESCRIPTION
731102	17x8 terminal
737201	17x12 terminal
733502	17x16 terminal
737502	17x24 terminal
737602	17x32 terminal
731802	Amplifier 17x17 Ret.P./MATV/SAT G 4/30/27dB V _o 105dBμV

Reference		731802		
Frequency range	MHz	RET P.	TER	SAT
		5...65	47... 862	950...2400
Gain	nominal	1...4	21...30	17...27
	regulation	-	20	17
Input level máx.	dBμV	75 ⁽¹⁾		75 ⁽²⁾
Nivel de salida máx.		105 ⁽¹⁾		105 ⁽²⁾
Power supply	Vdc	12		
Max. consumption	mA	1140		
Protection index	IP	20		
Dimensions (Wid x Hei x Dep)	mm	374x119x75		



Reference		731102	737201	733502	737502	737602
No. of outputs		8	12	16	24	32
Frequency range	SAT	950...2400				
	TERR	88...862				
	RET P.	5...65				
Input level máx.	SAT ⁽¹⁾	102				
	TERR ⁽²⁾	104				
Tap losses	SAT	5	6	6	9	8
	TERR	7	11	11	16	14
Tap Return TER		18	19	24	22	26
Isolation between...	inputs	>20				
	outputs	>20				
Current through LNB		400 / input max.				
Power supply		All SAT input				
		12				
Max. consumption	Power supply (@12V)	100	160		100	
	Terrestrial (@12V)	100	160		100	
	Receiver (@18V)	30	30		30	
Protection index	IP	20				
Dimensions (Wid x Hei x Dep)	mm	375x296x75	374x198x75		375x292x75	375x380x75

⁽¹⁾ EN50083-3 IM35dBc; ⁽²⁾ DIN 45004-B

MULTICONNECT SERIES: CASCADE MULTISWITCHES

5 inputs MultiConnect (1 SATELITE + TERRESTRIAL)



QR-A00264

It has 4 SAT/IF inputs (VH, VL, HH, HL) and one terrestrial input.

On each output you can choose the satellite required through a DiSEqC microswitch.



▲ 713302

REF.	DESCRIPTION
713202	Derivador 5x5x5 12dB
713302	Derivador 5x5x5 15dB
713402	Derivador 5x5x5 20dB
713502	Derivador 5x5x5 25dB
717602	Repartidor 5x5x5 2D 4/5,5dB
713102	Amplifier 5x5 MATV/IF G 23/30dB V _o 125dBμV



▲ 713102

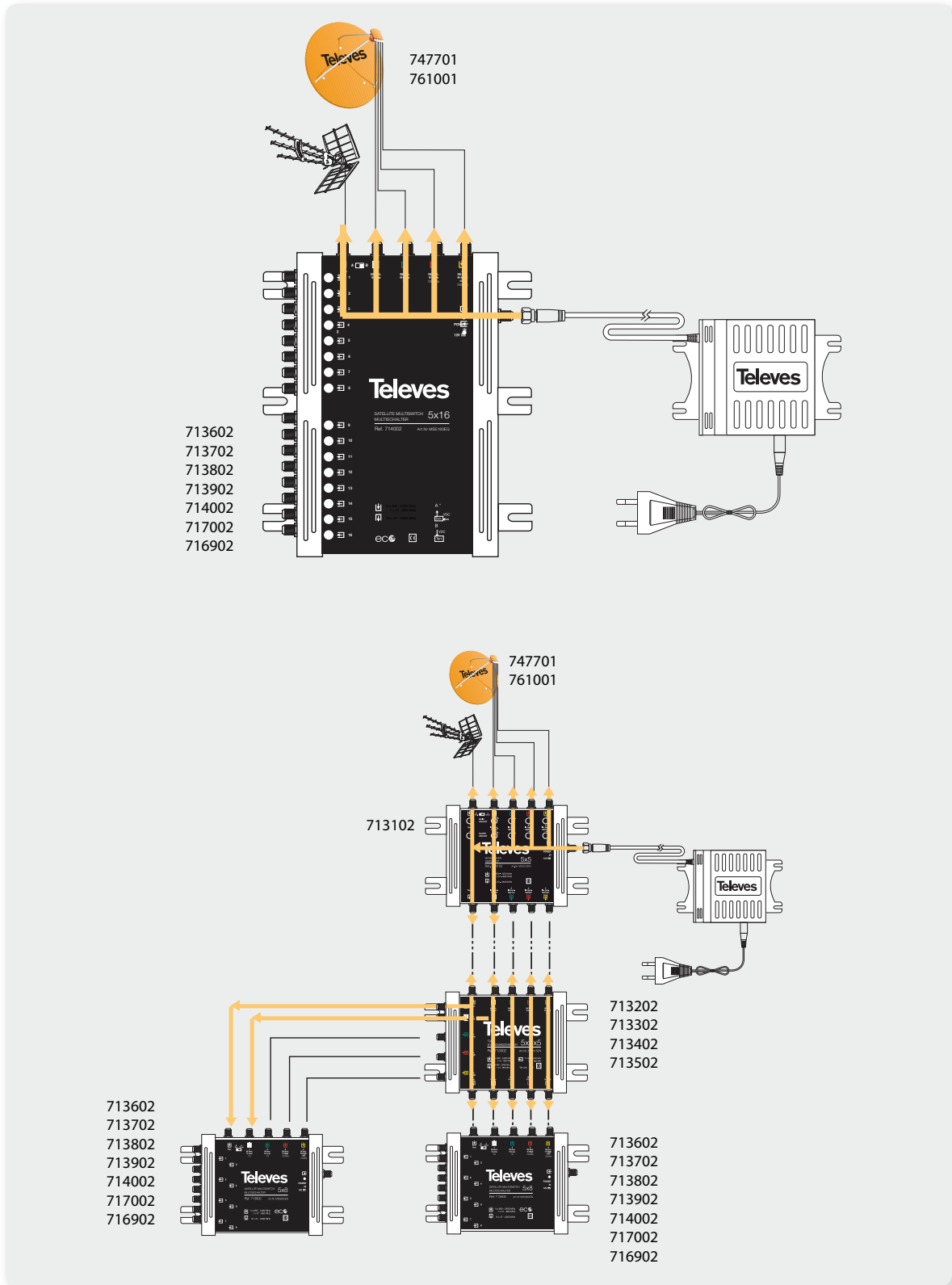
Reference		713102	
Frequency range	MHz	TER	SAT
		47...862	950...2400
Gain	nominal	23	30
	regulation	10	11
Input level	dBμV	100	94
Max. output level		125	125
Power supply	Vdc	12	
Max. consumption	mA	300	
Protection index	IP	20	
Dimensions (Wid x Hei x Dep)	mm	161x108x42	

Reference		717602	
Frequency range	MHz	TER	SAT
		47...862	950...2400
Insertion losses	dB	4	5
Rejection between...		inputs	> 20
	outputs	> 20	
Max. Current through LNB	mA	400/entrada; 1600 total	
Protection index	IP	20	
Dimensions (Wid x Hei x Dep)	mm	161x118x42	

Reference		713202	713302	713402	713502
Frequency range	TER	47...862			
	SAT	950...2400			
Through losses	TER	1	1	1	1
	SAT	2	2	2	2
Tap losses	TER	12	15	20	25
	SAT	12	15	20	25
Isolation between...	inputs	>20			
	outputs	>20			
Max. Current through LNB	mA	300 /input; 1200 total			
Protection index	IP	20			
Dimensions (Wid x Hei x Dep)	mm	161x118x42			

MULTICONNECT SERIES: CASCADE MULTISWITCHES

5 inputs MultiConnect



MULTICONNECT SERIES: CASCADE

9 inputs MultiConnect (2 SATELLITES + TERRESTRIAL)



QR-A00265

It has 8 SAT/IF inputs (VH, VL, HH, HL) and one terrestrial input. It supports the return path.

The number of outputs depends on the reference (up to 32 users). On each output you can choose the satellite required through a DiSEqC microswitch.

REF.	DESCRIPTION
734001	9x9x8 cascade
738201	9x9x12 cascade
734101	9x9x16 cascade
734402	Amplifier 9x9 Ret.P./MATV/SAT G 4/31/27dB Vo 105dBμV



▲ 734101

Reference		734402			
Frequency range	MHz	RET P.	TER	SAT	
		5...65	47...862	950...2400	
Gain	nominal regulation	dB	1...4	23...31	17...27
			-	20	18
Input level máx.		dBμV	75 ⁽¹⁾	75 ⁽²⁾	
Max. output level		dBμV	105 ⁽¹⁾	105 ⁽²⁾	
Power supply		Vdc	12		
Max. consumption		mA	630		
Protection index		IP	20		
Dimensions (Wid x Hei x Dep)		mm	244x119x75		



▲ 734402

Reference		734001	738201	734101
No. of tap outputs		8	12	16
Frequency range	SAT	950...2400		
	TER	88...862		
	RET P.	5...65		
Input level	SAT ⁽¹⁾	102↔109 *		
	TER ⁽²⁾	108		
Through losses	SAT	3	5	5
	TER	2	4	4
Tap losses	SAT	5↔12 *	5↔12 *	5↔12 *
	TER	11	16	16
Tap Return TER		24	23	23
Isolation between...		inputs		>20
		outputs		>20
Current through LNB		mA		
		400 /input max.		
		All SAT input		
Power supply		Vdc		
		12		
Max. consumption	Power supply (@12V)	90↔50 *	130↔50 *	
	Terrestrial (@12V)	90↔50 *	130↔50 *	
	Receiver (@18V)	50		
Protection index		IP		
		20		
Dimensions (Wid x Hei x Dep)		mm		
		245x204x75		

⁽¹⁾ EN50083-3 IM35dBc; ⁽²⁾ DIN 45004-B; * Switch on: position 1 ↔ position 2

MULTICONNECT SERIES: CASCADE MULTISWITCHES

13 inputs MultiConnect (3 SATELLITES + TERRESTRIAL)



QR-A00266

It has 12 SAT/IF inputs (VH, VL, HH, HL) and one terrestrial input. It supports the return path.

The number of outputs depends on the reference (up to 32 users). On each output you can choose the satellite required through a DiSEqC microswitch.

REF.	DESCRIPTION
735101	13x13x8 cascade
736901	13x13x12 cascade
737001	13x13x16 cascade
735002	Amplifier 13x13 Ret.P/MATV/SAT G 4/30/27dB V _o 105dBμV



▲ 735101



▲ 735002

Reference		735002			
Frequency range	MHz	RET P.	TER	SAT	
		5...65	47...862	950...2400	
Gain	nominal regulation	dB	1...4	21...30	18...27
			-	20	17
Input level máx.		dBμV	75 ⁽¹⁾		75 ⁽²⁾
Max. output level			105 ⁽¹⁾		105 ⁽²⁾
Power supply		Vdc	12		
Max. consumption		mA	1140		
Protection index		IP	20		
Dimensions (Wid x Hei x Dep)		mm	374x119x75		

Reference		735101	736901	737001
No. of tap outputs		8	12	16
Frequency range	SAT	950...2400		
	TER	88...862		
Input level	RET P.	5...65		
	SAT ⁽¹⁾	102 ↔ 109 *		
Through losses	TER ⁽²⁾	108		
	SAT	3	5	5
Tap losses	TER	3	4	4
	SAT	6 ↔ 14 *	5 ↔ 12 *	5 ↔ 12 *
Tap Return TER	TER	12	15	15
	SAT	22	25	25
Isolation between...	inputs	>20		
	outputs	>20		
Current through LNB		mA		
Power supply		Vdc		
Max. consumption	Power supply (@12V)	400 /input max.		
	Terrestrial (@12V)	All SAT input		
	Receiver (@18V)	100 ↔ 50 *	12	
Protection index	Power supply (@12V)	100 ↔ 50 *	160 ↔ 60 *	
	Receiver (@18V)	50	160 ↔ 60 *	
Dimensions (Wid x Hei x Dep)		mm	20	50
Dimensions (Wid x Hei x Dep)		mm	375x115x75	375x204x75

⁽¹⁾ EN50083-3 IM35dBc; ⁽²⁾ DIN 45004-B; * Switch on: position 1 ↔ position 2

MULTICONNECT SERIES: CASCADE MULTISWITCHES

17 inputs MultiConnect (4 SATELLITES + TERRESTRIAL)



QR-A00267

It has 16 SAT/IF inputs (VH, VL, HH, HL) and one terrestrial input. It supports the return path.

The number of outputs depends on the reference (up to 32 users). On each output you can choose the satellite required through a DiSEqC microswitch.

REF.	DESCRIPTION
732301	17x17x8 cascade
737301	17x17x12 cascade
734501	17x17x16 cascade
731802	Amplifier 17x17 Ret.P./MATV/SAT G 4/30/27dB V ₀ 105dBμV



▲ 732301



▲ 731802

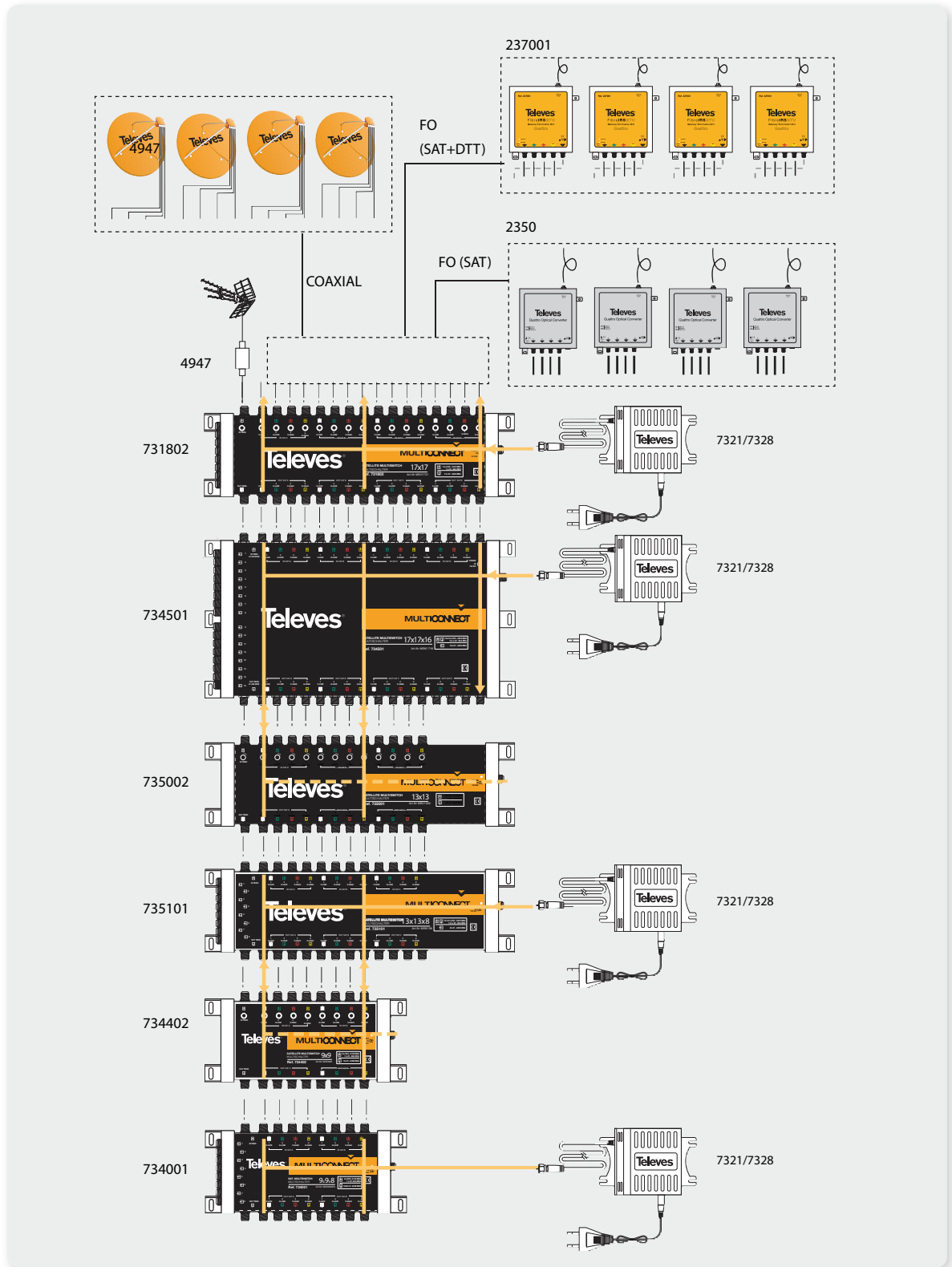
Reference		731802		
Frequency range	MHz	C.Ret 5...65	TER 47... 862	SAT 950...2400
Gain	nominal	1...4	21...30	17...27
	regulation	-	20	17
Input level máx.	dBμV	75 ⁽¹⁾		75 ⁽²⁾
Nivel de salida máx.		105 ⁽¹⁾		105 ⁽²⁾
Power supply	Vdc	12		
Max. consumption	mA	1140		
Protection index	IP	20		
Dimensions (Wid x Hei x Dep)	mm	374x119x75		

Reference		732301	737301	734501
No. of tap outputs		8	12	16
Frequency range	SAT	950...2400		
	TER	88...862		
	RET P.	5...65		
Input level	SAT ⁽¹⁾	102 ↔ 109 *		
	TER ⁽²⁾	108		
Through losses	SAT	3	5	5
	TER	3	4	4
Tap losses	SAT	6 ↔ 14 *	5 ↔ 12 *	5 ↔ 12 *
	TER	12	15	15
Tap Return TER		22	25	25
Isolation between...	inputs	>20		
	outputs	>20		
Current through LNB	mA	400 /input max. All SAT input		
Power supply	Vdc	12		
Max. consumption	Power supply (@12V)	100 ↔ 50 *	160 ↔ 50 *	
	Terrestrial (@12V)	100 ↔ 50 *	160 ↔ 50 *	
	Receiver (@18V)	50	50	
Protection index	IP	20		
Dimensions (Wid x Hei x Dep)	mm	375x115x75	375x204x75	

⁽¹⁾ EN50083-3 IM35dBc; ⁽²⁾ DIN 45004-B; * Switch on: position 1 ↔ position 2

MULTICONNECT SERIES: CASCADE MULTISWITCHES

17 inputs MultiConnect



Power Supply Units



QR-A00084

Power supply that can be used for all the systems, standalone or cascade

REF.	DESCRIPTION
7321	Power supply unit 12Vdc-1,6A
7328	Power supply unit 12Vdc-3A

Reference		7321	7328
Network	voltage	Vac	180...264
	Frequency	Hz	47...63
Output voltage		Vdc	12
Maximum charge output voltage			11,5
Max output current		A	1,6 3
Dimensions (wid x hei x dep)		mm	150x103x56



▲ 7321/7328