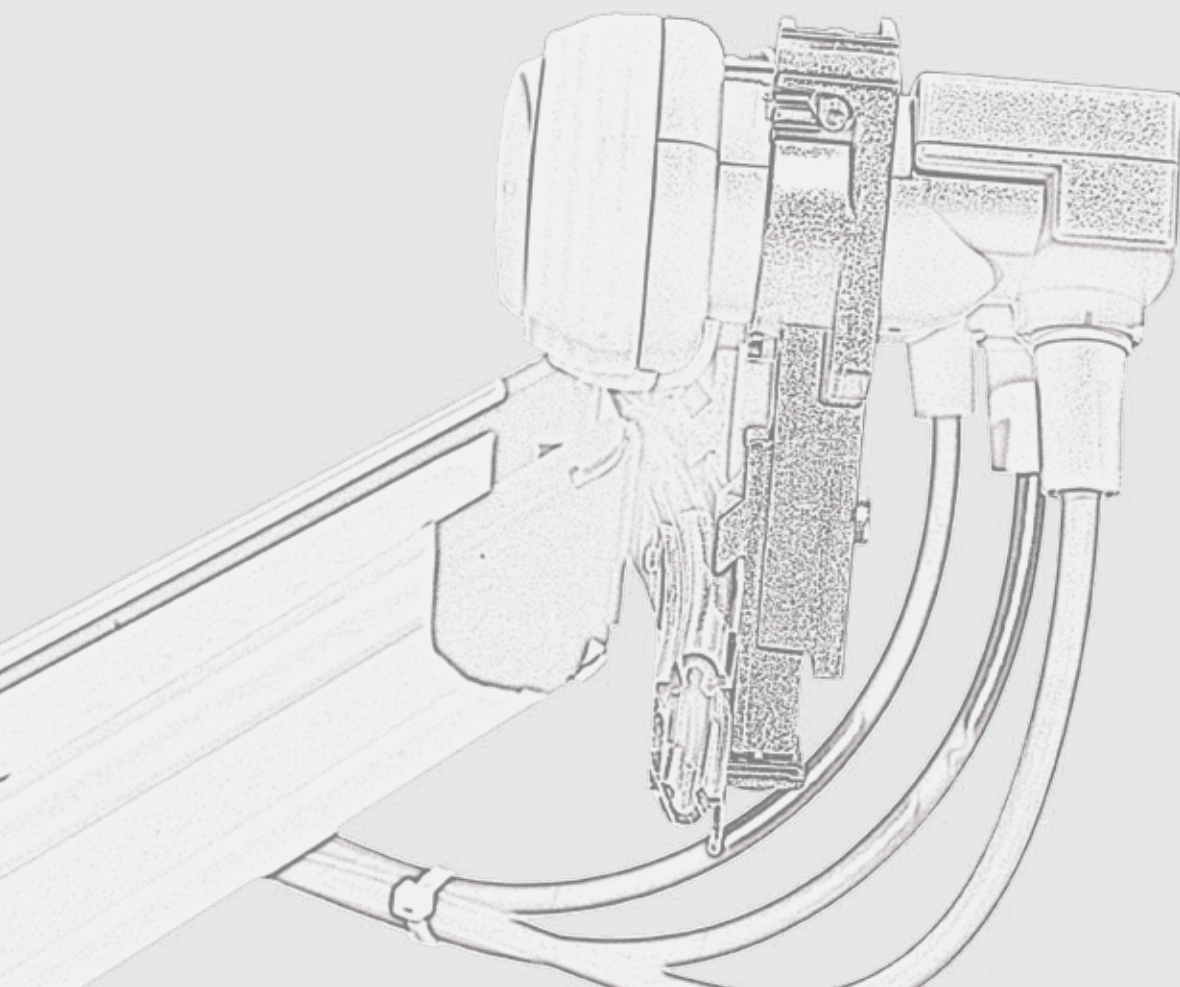


Televes[®]

SATELITE DISHES





QSD series - Alluminium offset dishes



QR-A00103

THE LONG LIFE ALUMINIUM DISH


The new QSD line of Televes satellite dishes are launched to market after careful and strict product requirements that guarantee maximum performance against corrosion, resistance to wind and ease of installation.

- ▶ **Aluminium dish reflector**, with diecast Zamak LNB holder.
- ▶ Folding arm for fast and **easy mounting**.
- ▶ **Pre-mounted** support and arm.
- ▶ Robust back support. **Hot-dip galvanized**.
- ▶ **Hidden cable routing system** with folding tabs.
- ▶ Screws in **stainless steel**.
- ▶ German **TÜV Approved**.



▲ 7902

ART.	DESCRIZIONE
7902	QSD 75 Aluminium G 38,5dB (750x850mm) Or
790204	QSD 75 Aluminium G 38,5dB (750x850mm) W
790202	QSD 75 Aluminium G 38,5dB (750x850mm) Gr
790203	QSD 75 Aluminium G 38,5dB (750x850mm) R
7903	QSD 85 Aluminium G 39,5dB (850x950mm) Or
790304	QSD 85 Aluminium G 39,5dB (850x950mm) W
790302	QSD 85 Aluminium G 39,5dB (850x950mm) Gr
790303	QSD 85 Aluminium G 39,5dB (850x950mm) R



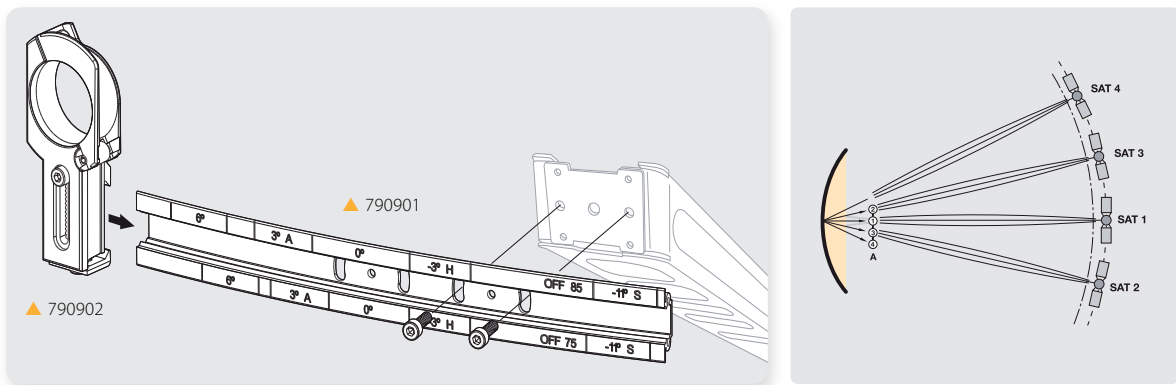
▲ 790204

Reference		7902 / 790202 790203 / 790204	7903 / 790302 790303 / 790304
Dimensions (W x H)	mm	750 x 850	850 x 950
Gain	dB	38,5	39,5
Frequency range	GHz	10,7...12,75	
Beamwidth (- 3 dB)	°	2,3	1,9
F/D ratio		0,6	
Elevation angle limits	°	10 - 80	
Weight (approx)	Kg	11	14,5
Wind load	130 Km/h	523,2	672
	150 Km/h	719,4	924

CONDIZIONI DEL VENTO			
Dish height	m	≤ 20	> 20
Pressure	N/m ²	800	1100
Velocità Speed	Km/h	130	150

QSD SATELLITE DISHES

QSD dishes - 4 SAT Multifeed support



Why should you choose a QSD dish?

- ✓ Dish made of alluminium, galvanised bracketry and inox screws **guarantee a long life solution.**



- ✓ The advanced design of its support and arm (and folded and pre-assembled with the LNB bracket) allows installation in 4 easy steps



- ✓ The strong support of the reflector gives a high stability to the entire system.



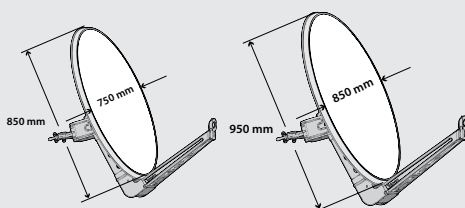
- ✓ The coaxial cable of the LNB is routed and secured through the arm by tabs.



- ✓ 4 SAT Multifeed (up to 20°)



- ✓ Dimensions, design and features. The highest expression of precision.



























- ✓ German TÜV approval: This dish has passed the most stringent safety and quality tests conducted by this institution renowned prestige



Steel & Aluminium Offset dishes



QR-A00102

Stellite dishes						
Reference	Material	Ø (mm)		Pack./box	Weight (Kg)	
9306	Al	650		1	4	
930601				1		
790801		1250		1	15	
790011	Fe	600		10	26,3	
790021				100	263	
7535	Fe	650		1	5	
753501				10	50	
753510						
753511						
753520			100	500		
753521						
7901		800		1	6,5	
790101				1		
790110				5	32,5	
790111						
790120				100	600,5	
790121						
7534			1000		1	8,5
753401					1	
753410					5	42,5
753411						
7572			1100		1	12
757201					1	

- ▶ The best value for money on the market.
- ▶ Parabolic dishes made of steel and aluminum.
- ▶ Steel dishes protected by galvanizing.
- ▶ Both the reflector and the arm are painted electrostatically with powder painting and subsequent oven curing.
- ▶ The LNB bracket is made of ABS plastic UV resistant. 40mm diameter.
- ▶ Stainless steel screws.



▲ 7901



▲ 790101

Dish size	mm	600	650	800	900	1000	1100	1250	
Gain	dB	36,2	37	39	39,5	40,5	41,5	42	
Frequency	GHz	10,7...12,75							10...13
Elevation angle	°	10 – 60			10 – 80	10 – 90		20 – 50	
Offset angle	°	26,2	26,6		25	26,6		21,3	
Thickness	mm	0,4	1 (Al) 0,65 (Fe)	0,7	1,6	0,8	1	1,5	
Wind load	130 Km/h	N	278,4	345,6	499,2	706,2	739,2	912	1421 (~120Km/h)
	150 Km/h		382,8	475,2	686,4	980,4	1016,4	1254	-

LNBs (LOW NOISE BLOCK-DOWN CONVERTERS)

LNB converters



QR-A00095

REF.	DESCRIPTION	
OFFSET		
7475	LNB Offset Universal	Na
747701	LNB Offset Quattro	Na
747802	LNB Offset Twin	Na
761001	LNB Offset Quad	Na
7613	LNB Offset Octo	Na
7611	LNB Offset Monoblock 6° (2 Universal LNBs)	G
2353	Optical LNB 1310nm "FC/PC" G 72dB with Offset feed	G
PRIME FOCUS		
2363	Optical LNB 1310nm "FC/PC" G 72dB without feed	G



▲ 7475

▲ 747701



▲ 747802

▲ 761001



▲ 7611

▲ 2353



▲ 7613

▲ 2363

Reference		7475	747701	747802	761001	7611	7613	2353	2363
Input bandwidth	GHz	10,7...12,75							
Output bandwidth	MHz	950...1950 (Low band) / 1100...2150 (High band)						950...5450	
Wavelength	nm	-						1310	
Feed type	Type	Offset				Offset		Prime focus	
Outputs	Polarity and band	H	Low	1	-	-	-	-	-
			High	1	-	-	-	-	-
		V	Low	1	-	-	-	-	-
			High	1	-	-	-	-	-
		H/V	Low	1	-	2	4	1	8
	High	1	-	2	4	1	8	1	
Gain	dB	58	57	57	58	57	57	72	72
Noise figure	dB	0,3		0,3		0,5	0,3	0,5	
Local oscillator	GHz	9,75 (0KHz - low band) / 10,6 (22KHz - High band)						9,75(Vertical) / 7,3 (Horizontal)	
Output connector	Type	F						FC/PC	
Power supply	V _{dc}	12...20						12	
Maximum consumption	mA	90	190	170	180	120	230	<250	<350
Working temperature	°C	-30...+60							


ACCESSORIES

LNB current injector



QR-A00093

Reference		7450
Max. input voltage	V _{dc}	24
Max. current	A	1
Frequency range	MHz	10...2150
Through losses	dB	≤ 0,5
Return losses	dB	> 10



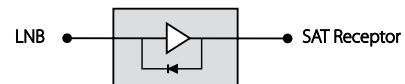
▲ 7450

Line amplifier



QR-A00146

Reference		7485	
Frequency bands		MATV	SAT
Frequency range	MHz	47-862	950-2150
Inputs		1	1
Outputs	no.	1 (MATV+SAT)	
Gain	dB	- 2,5	20
Output level	dBμV	-	112,5
DIN VDE0855/12		-	
Noise figure	dB	-	< 5,5
Consumption (12...18 V _{dc})	mA	60	
DC bypass (max.)	mA	500 (SAL→ENT)	
Dimensions (W x H x D)	mm	100 x 65 x 27	



▲ 7485

DiSEqC 2.0 switches



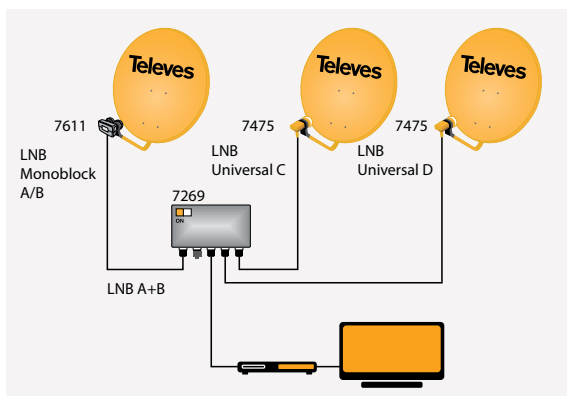
QR-A00082

Reference		7268	7269
SAT inputs	no.	2	4
Frequency range	MHz	0...2400	5...2150
MATV/SAT through losses	dB	1,5	6
Rejection between inputs		> 20	
Powering voltage	V _{dc}	12...20	
Consumption	mA	30	25
DC bypass (max.)	mA	250	290
Dimensions (W x H x D)	mm	100x65x27	137x130x56*

* Including outdoor case



▲ 7268



▲ 7269

With weatherproof case for outdoors

BRACKETRY

Elements that support the TV receiving devices, such as antennas or satellite dishes; no matter where you have to mount them: eaves, walls, roofs, windows,...

There are different models depending on the mode of fixing: supports for bolting or supports for embedding.

The surface of all of them is treated with a dual process, galvanized and reactive covering coat, to ensure a long life in harsh environmental conditions.



RPR brackets

Galvanized surface treated with our RPR process to increase its resistance to corrosion.



QR-A00091

Protection	Reference	Picture	Dimensions (mm)
Zinc+RPR	7390		
	7393		
	7349		
	7371		
	7576		

BRACKETS AND FIXING ACCESSORIES



Protection	Reference	Picture	Dimensions								
HOT-DIP GALVANISING	2083 "U" swiveling bracket for wall		$\text{Ø}40 \times 2$								
	757602 "T" bracket for patio		$\text{Ø}48 \times 2,9$								
GALVANISED	719201/719202 "Y" bracket for wall and patio		<table border="0"> <tr> <td>719201</td> <td>$\text{Ø}60 \times 1,5$</td> <td>719202</td> <td>$\text{Ø}45 \times 1,5$</td> </tr> <tr> <td></td> <td></td> <td></td> <td></td> </tr> </table>	719201	$\text{Ø}60 \times 1,5$	719202	$\text{Ø}45 \times 1,5$				
	719201	$\text{Ø}60 \times 1,5$	719202	$\text{Ø}45 \times 1,5$							
719203 "Y" bracket for wall and patio		$\text{Ø}40 \times 1,25$									
Zinc+RPR	7409 Embeddable base in concrete for ref. 7576 and 757602										

BRACKETS AND FIXING ACCESSORIES

COMPATIBILITY OF SUPPORTS WITH DISHES

Ø Bracket	35	40		45				48	60	
Satellite Dish	7393	2083	719203	7390	7349	7371	719202	757602	7576	719201
600	✓	✓	✓	✓	✓	✓	✓	✓	✗	✗
650	✓	✓	✓	✓	✓	✓	✓	✓	✗	✗
800	✓	✓	✓	✓	✓	✓	✓	✓	✗	✗
900	✗	✓	✓	✓	✓	✓	✓	✓	✓	✓
1000	✗	✗	✗	✗	✗	✗	✓	✗	✓	✓
1100	✗	✗	✗	✗	✗	✗	✗	✗	✓	✓
1250	✗	✗	✗	✗	✗	✗	✗	✗	✓	✓
QSD	✗	✓	✓	✓	✓	✓	✓	✓	✓	✓

Multifeed supports

This support is a Teledes patent, which allows users to receive multiple satellites located at different orbital positions, with a unique antenna.

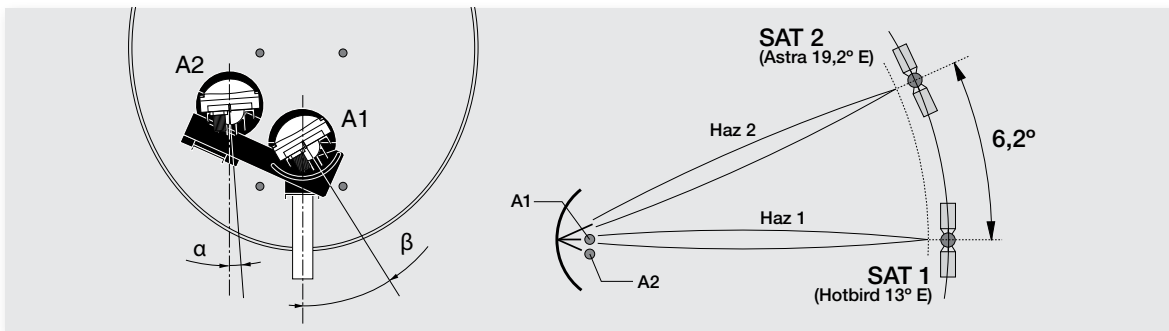


QR-A00096

REF.	DESCRIPTION	Angle
7508	2 SAT multifeed for 800 offset dish	6°



▲ 7508

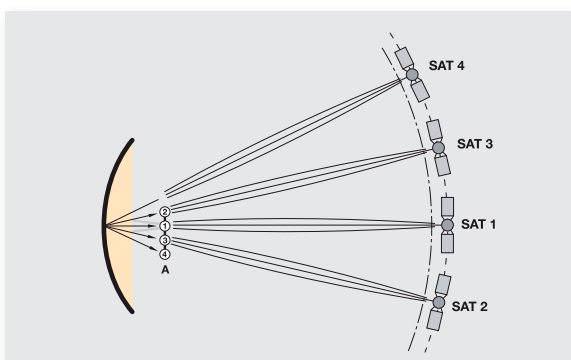


QSD dishes - 4 SAT multifeed

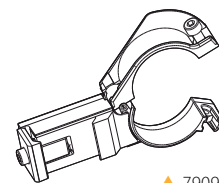


QR-A00173

REF.	DESCRIPTION	Angle
790901	QSD dish multifeed, 4 SAT	20°
790902	LNB support for multifeed QSD (ref. 790901)	



▲ 790901



▲ 790902